

KDxxxx designates a generator set with a Tier 2 EPA-Certified engine.
KDxxxx-F designates a 60 Hz generator set with a fuel optimized engine.

Ratings Range

60 Hz

Standby:	kW	1300- 1350
	kVA	1625- 1687
Prime:	kW	1150- 1210
	kVA	1437- 1512



Standard Features

- Kohler Co. provides one-source responsibility for the generating system and accessories.
- Approved for use with certified renewable Hydrotreated Vegetable Oil (HVO) / Renewable Diesel (RD) fuels compliant with EN15940 / ASTM D975.
- The generator set and its components are prototype-tested, factory-built, and production-tested.
- The 60 Hz generator set offers a UL 2200 listing.
- The generator set accepts rated load in one step.
- The 60 Hz generator set meets NFPA 110, Level 1, when equipped with the necessary accessories and installed per NFPA standards.
- A standard three-year unlimited-hour limited warranty for standby applications in the U.S And Canada. Five-year basic, five-year comprehensive, and ten-year extended limited warranties are also available.
- A standard two-year or 8700-hour limited warranty for prime power applications.
- Other features:
 - Kohler designed controllers for one-source system integration and remote communication. See Controllers on page 4.
 - The low coolant level shutdown prevents overheating (standard on radiator models only).

General Specifications

Orderable Generator Model Number	GMKD1350
Manufacturer	Kohler
Engine: model	KD36V16
Alternator Choices	KH03850TO4D KH04920TO4D KH05520TO4D KH05641TO4D KH05740TO4D KH06721TO4D KH06810TO4D
Performance Class	Per ISO 8528-5
One Step Load Acceptance	100%
Voltage	Wye, 600 V., or 4160 V
Controller	APM603, APM802
Fuel Tank Capacity, L (gal.)	5863- 21985 (1549- 5808)
Fuel Consumption, L/hr (gal./hr) 100% at Standby	346 (91.4)
Fuel Consumption, L/hr (gal./hr) 100% at Prime Power	310 (81.9)
Emission Level Compliance (KDxxxx)	Tier 2
Open Unit Noise Level @ 7 m dB(A) at Rated Load	97
Data Center Continuous (DCC) Rating (Refer to TIB-101 for definitions)	Same as the Standby Rating below

Conscious Care™ Qualified

- Reduce operating costs, fuel consumption, and greenhouse gas emissions with Conscious Care™ maintenance program.

Generator Set Ratings

Alternator	Voltage	Ph	Hz	150°C Rise Standby Rating		130°C Rise Standby Rating		125°C Rise Prime Rating		105°C Rise Prime Rating	
				kW/kVA	Amps	kW/kVA	Amps	kW/kVA	Amps	kW/kVA	Amps
KH03850TO4D	240/416	3	60	1320/1650	2255	1300/1625	2255	1210/1512	2099	1150/1437	1995
	277/480	3	60	1350/1687	2030	1350/1687	2030	1210/1512	1819	1210/1512	1819
KH04920TO4D	230/400	3	60	1350/1688	2437	1350/1688	2437	1210/1512	2183	1210/1512	2183
	240/416	3	60	1350/1687	2342	1350/1687	2342	1210/1512	2099	1210/1512	2099
KH05520TO4D	277/480	3	60	1350/1687	2030	1350/1687	2030	1210/1512	1819	1210/1512	1819
	220/380	3	60	1320/1650	2507	1300/1625	2569	1210/1512	2298	1160/1450	2203
	240/416	3	60	1340/1675	2325	1300/1625	2355	1210/1512	2099	1160/1450	2012
	277/480	3	60	1350/1687	2030	1350/1687	2030	1210/1512	1819	1210/1512	1819
	347/600	3	60	1350/1687	1624	1350/1687	1624	1210/1512	1455	1210/1512	1455

RATINGS: All three-phase units are rated at 0.8 power factor. **Standby Ratings:** The standby rating is applicable to varying loads for the duration of a power outage. There is no overload capability for this rating. **Prime Power Ratings:** At varying load, the number of generator set operating hours is unlimited. A 10% overload capacity is available for one hour in twelve. Ratings are in accordance with ISO-8528-1 and ISO-3046-1. For limited running time and continuous ratings, consult the factory. Obtain technical information bulletin (TIB-101) for ratings guidelines, complete ratings definitions, and site condition derates. The generator set manufacturer reserves the right to change the design or specifications without notice and without any obligation or liability whatsoever.

Alternator	Voltage	Ph	Hz	150°C Rise Standby Rating		130°C Rise Standby Rating		125°C Rise Prime Rating		105°C Rise Prime Rating	
				kW/kVA	Amps	kW/kVA	Amps	kW/kVA	Amps	kW/kVA	Amps
KH05740TO4D	220/380	3	60	1350/1687	2564	1350/1687	2564	1210/1512	2298	1210/1512	2298
	240/416	3	60	1350/1687	2342	1350/1687	2342	1210/1512	2099	1210/1512	2099
	277/480	3	60	1350/1687	2030	1350/1687	2030	1210/1512	1819	1210/1512	1819
	347/600	3	60	1340/1675	1612	1340/1675	1612	1200/1500	1443	1200/1500	1443
KH06810TO4D	220/380	3	60	1320/1650	2507	1320/1650	2507	1190/1487	2260	1190/1487	2260
	230/400	3	60	1350/1688	2437	1350/1688	2437	1210/1512	2183	1210/1512	2183
	240/416	3	60	1350/1687	2342	1350/1687	2342	1210/1512	2099	1210/1512	2099
	277/480	3	60	1350/1687	2030	1350/1687	2030	1210/1512	1819	1210/1512	1819
	347/600	3	60	1320/1650	1588	1320/1650	1588	1190/1487	1431	1190/1487	1431
KH05641TO4D	2400/4160	3	60	1330/1662	231	1330/1662	231	1190/1487	206	1190/1487	206
KH06721TO4D	2400/4160	3	60	1330/1662	231	1330/1662	231	1200/1500	208	1200/1500	208

Engine Specifications		60 Hz
Manufacturer	Kohler	
Engine model	KD36V16	
Engine: type	4-Cycle, Turbocharged, Intercooled	
Cylinder arrangement	16-V	
Displacement, L (cu. in.)	36 (2197)	
Bore and stroke, mm (in.)	135 x 157 (5.31 x 6.18)	
Compression ratio	15.0:1	
Piston speed, m/min. (ft./min.)	565 (1854)	
Main bearings: quantity, type	11, Precision Half Shells	
Rated rpm	1800	
Max. power at rated rpm, kWm (BHP)	1450 (1945)	
Cylinder head material	Cast Iron	
Crankshaft material	Steel	
Valve (exhaust) material	Steel	
Governor: type, make/model	KODEC Electronic Control	
Frequency regulation, no-load to-full load	Isochronous	
Frequency regulation, steady state	±0.25%	
Frequency	Fixed	
Air cleaner type, all models	Dry	

Lubricating System	60 Hz
Type	Full Pressure
Oil pan capacity with filter (dipstick max. mark), L (qt.) §	135 (143)
Oil pan capacity with filter (initial fill), L (qt.) §	152 (161)
Oil filter: quantity, type §	4, Cartridge
Oil cooler	Water-Cooled
§ Kohler recommends the use of Kohler Genuine oil and filters.	

Exhaust System		60 Hz
Exhaust flow at rated kW, m³/min. (cfm)	250 (8849)	
Exhaust temperature at rated kW at 25°C (77°F) ambient, dry exhaust, °C (°F)	509 (948)	
Maximum allowable back pressure, kPa (in. Hg)	8.5 (2.5)	
Exh. outlet size at eng. hookup, mm (in.)	See ADV drawing	

Fuel System		60 Hz
Fuel supply line, min. ID, mm (in.)	19 (0.75)	
Fuel return line, min. ID, mm (in.)	12 (0.5)	
Max. fuel flow, Lph (gph)	346 (91)	
Min./max. fuel pressure at engine supply connection, kPa (in. Hg)	-30/30 (-8.8/8.8)	
Maximum diesel fuel lift, m (ft.)	3.7 (12)	
Max. return line restriction, kPa (in. Hg)	30 (8.8)	
Fuel filter: quantity, type	1, Primary Engine Filter 1, Fuel/Water Separator	
Recommended fuel	#2 Diesel ULSD / HVO / RD	

Fuel Consumption**		60 Hz
Diesel, Lph (gph) at % load		Standby Rating
100%	338 (89.3)	
75%	264 (69.7)	
50%	186 (49.1)	
25%	110 (29.1)	
Diesel, Lph (gph) at % load		Prime Rating
100%	307 (81.1)	
75%	240 (63.4)	
50%	169 (44.7)	
25%	100 (26.4)	

** Volumetric Fuel consumption is up to 4% higher when using HVO/RD than #2 ULSD.

Radiator System	60 Hz
Ambient temperature, °C (°F)*	50 (122)
Engine jacket water capacity, L (gal.)	124 (33)
Radiator system capacity, including engine, L (gal.)	265 (70)
Engine jacket water flow, Lpm (gpm)	2225 (588)
Heat rejected to cooling water at rated kW, dry exhaust, kW (Btu/min.)	533 (30338)
Heat rejected to charge air cooler at rated kW, dry exhaust, kW (Btu/min.)	340 (19353)
Charge cooling air inlet temperature at 25°C (77°F) ambient, °C (°F)	221 (430)
Turbocharger boost (abs), bar (psi)	3.38 (49)
Water pump type	Centrifugal
Fan diameter, including blades, mm (in.)	1750 (68.9)
Fan, kWm (HP)	33 (44.2)
Max. restriction of cooling air, intake and discharge side of radiator, kPa (in. H ₂ O)	0.125 (0.5)

* Enclosure with enclosed silencer reduces ambient temperature capability by 5°C (9°F).

Remote Radiator System†	60 Hz
Exhaust manifold type	Dry
Connection sizes:	
Water inlet/outlet, mm (in.)	—
Charge air cooler inlet/outlet (pipe dia. of flange), mm (in.)	—
Static head allowable above engine, kPa (ft. H ₂ O)	70 (23.5)

† Contact your local distributor for cooling system options and specifications based on your specific requirements.

Electrical System	60 Hz
Battery charging alternator:	
Ground (negative/positive)	Negative
Volts (DC)	24
Ampere rating	140
Starter motor qty. at starter motor power rating, rated voltage (DC)	Standard: 2 @ 8.4 kW, 24; Redundant (optional): 4 @ 8.4 kW, 24
Battery, recommended cold cranking amps (CCA):	
Quantity, CCA rating each, type (with standard starters)	4, 1110, AGM
Quantity, CCA rating each, type (with optional redundant starters)	8, 1110, AGM
Battery voltage (DC)	12

Air Requirements	60 Hz
Radiator-cooled cooling air, m ³ /min. (scfm)‡	1470 (51913)
Cooling air required for generator set when equipped with city water cooling or remote radiator, based on 14°C (25°F) rise, m ³ /min. (scfm)‡	942 (33257)
Combustion air, m ³ /min. (cfm)	91.5 (3231)
Heat rejected to ambient air:	
Engine, kW (Btu/min.)	172 (9790)
Alternator, kW (Btu/min.)	93 (5325)

‡ Air density = 1.20 kg/m³ (0.075 lbm/ft³)

Alternator Specifications	60 Hz
Type	4-Pole, Rotating-Field
Exciter type	Brushless, Permanent-Magnet Pilot Exciter
Voltage regulator	Solid-State, Volts/Hz
Insulation:	NEMA MG1, UL 1446, Vacuum Pressure Impregnated (VPI)
Material	Class H, Synthetic, Nonhygroscopic
Temperature rise	130°C, 150°C Standby
Bearing: quantity, type	1, Sealed
Coupling	Flexible Disc
Amortisseur windings	Full
Alternator winding type (up to 600 V)	Random Wound
Alternator winding type (above 600 V)	Form Wound
Rotor balancing	125%
Voltage regulation, no-load to full-load	±0.25%
Unbalanced load capability	100% of Rated Standby Current
Peak motor starting kVA:	(35% dip for voltages below)
480 V	KH03850TO4D
480 V	KH04920TO4D
480 V	KH05520TO4D
480 V	KH05740TO4D
480 V	KH06810TO4D
4160 V	KH05641TO4D

Alternator Standard Features

- The pilot-excited, permanent magnet (PM) alternator provides superior short-circuit capability.
- All models are brushless, rotating-field alternators.
- NEMA MG1, IEEE, and ANSI standards compliance for temperature rise and motor starting.
- Sustained short-circuit current of up to 300% of the rated current for up to 10 seconds.
- Sustained short-circuit current enabling downstream circuit breakers to trip without collapsing the alternator field.
- Self-ventilated and dripproof construction.
- Superior voltage waveform from two-thirds pitch windings and skewed stator.
- Brushless alternator with brushless pilot exciter for excellent load response.

NOTE: See TIB- 102 Alternator Data Sheets for alternator application data and ratings, efficiency curves, voltage dip with motor starting curves, and short circuit decrement curves.

Controllers



APM802 Controller

Provides advanced control, system monitoring, and system diagnostics for optimum performance and compatibility.

- 12-inch graphic display with touch screen and menu control provide easy local data access
- Measurements are selectable in metric or English units
- User language is selectable
- Two USB ports allow connection of a flash drive, mouse, or keypad
- Electrical data, mechanical data, and system settings can be saved to a flash drive
- Ethernet port allows connection to a PC type computer or Ethernet switch
- The controller supports Modbus® RTU and TCP protocols
- NFPA 110 Level 1 capability

Refer to G6-152 for additional controller features and accessories.

Modbus® is a registered trademark of Schneider Electric.



APM603 Controller

Provides advanced control, system monitoring, and system diagnostics for optimum performance and compatibility.

- 7-inch graphic display with touch screen and menu control provides easy local data access
- Measurements are selectable in metric or English units
- Paralleling capability to control up to 8 generators on an isolated bus with first-on logic, synchronizer, kW and kVAR load sharing, and protective relays
- Note: Parallel with other APM603 controllers only
- Generator management to turn paralleled generators off and on as required by load demand
- Load management to connect and disconnect loads as required
- Controller supports Modbus® RTU, Modbus® TCP, SNMP and BACnet®
- Integrated voltage regulator with $\pm 0.25\%$ regulation
- Built-in alternator thermal overload protection
- UL-listed overcurrent protective device
- NFPA 110 Level 1 capability

Refer to G6-162 for additional controller features and accessories.

BACnet® is a registered trademark of ASHRAE.

Codes and Standards

- Engine-generator set is designed and manufactured in facilities certified to ISO 9001.
- Generator set meets NEMA MG1, BS5000, ISO, DIN EN, and IEC standards, NFPA 110
- Engine generator set is tested to ISO 8528-5 for transient response.
- The generator set and its components are prototype-tested, factory-built, and production-tested.

Third-Party Compliance

- Tier 2 EPA-Certified for Stationary Emergency Applications

Available Approvals and Listings

- ☐ California OSHPD Pre-Approval
- ☐ IBC Seismic Certification
- ☐ cULus (UL 2200 and CSA)
- ☐ Florida Dept. of Environmental Protection (FDEP) Compliance (fuel tanks only)

Warranty Information

- A standard three-year unlimited-hour limited warranty for standby applications in the U.S. And Canada. Five-year basic, five-year comprehensive, and ten-year extended limited warranties are also available.
- A standard two-year or 8700-hour limited warranty for prime power applications.

Available Warranties for Standby Applications

- ☐ 5-Year Basic Limited Warranty
- ☐ 5-Year Comprehensive Limited Warranty
- ☐ 10-Year Major Components Limited Warranty
- ☐ 5-Year Basic Limited Warranty
- ☐ 5-Year Comprehensive Limited Warranty

Standard Features

- Closed Crankcase Ventilation (CCV) Filters
- Customer Connection
- Generator Heater (4160 Volt)
- Integral Vibration Isolation
- Local Emergency Stop Switch
- Oil Drain and Coolant Drain Extension
- Operation and Installation Literature

Available Options

Circuit Breakers

Type

- | | |
|---|--|
| <input type="checkbox"/> Magnetic Trip | <input type="checkbox"/> 80% |
| <input type="checkbox"/> Thermal Magnetic Trip | <input type="checkbox"/> 100% |
| <input type="checkbox"/> Electronic Trip (LI) | Operation |
| <input type="checkbox"/> Electronic Trip with Short Time (LSI) | <input type="checkbox"/> Manual |
| <input type="checkbox"/> Electronic Trip with Ground Fault (LSIG) | <input type="checkbox"/> Electrically Operated (for paralleling) |

Circuit Breaker Mounting

- ☐ Generator Mounted
- ☐ Remote Mounted
- ☐ Bus Bar (for remote mounted breakers)

Enclosed Remote Mounted Circuit Breakers

- ☐ NEMA 1 (15- 5000 A)
- ☐ NEMA 3R (15- 1200 A)

Engine Type

- ☐ KDxxxx Tier 2 EPA-Certified Engine
- ☐ KDxxxx-F Fuel Optimized Engine

Approvals and Listings

- ☐ California OSHPD Pre- Approval
- ☐ IBC Seismic Certification
- ☐ cULus (UL 2200 and CSA)
- ☐ Florida Dept. of Environmental Protection (FDEP) Compliance (fuel tanks only)
- ☐ Hurricane Rated Enclosure

Enclosed Unit

- ☐ Sound Level 1 Enclosure/Fuel Tank Package
- ☐ Sound Level 2 Enclosure/Fuel Tank Package

Open Unit

- ☐ Exhaust Silencer, Critical (kits: PA-361625 qty. 2)
- ☐ Exhaust Silencer, Hospital (kits: PA-361626 qty. 2)
- ☐ Flexible Exhaust Connector, Stainless Steel

Controller

- ☐ Input/Output, Digital
- ☐ Input/Output, Thermocouple (standard on 4160 V)
- ☐ Load Shed (APM802 only)
- ☐ Manual Key Switch
- ☐ Remote Emergency Stop Switch
- ☐ Lockable Emergency Stop Switch
- ☐ Remote Serial Annunciator Panel

Cooling System

- ☐ Block Heater; 9000 W, 208 V, (Select 1 Ph or 3 Ph) *
- ☐ Block Heater; 9000 W, 240 V, (Select 1 Ph or 3 Ph) *
- ☐ Block Heater; 9000 W, 380 V, 3 Ph *
- ☐ Block Heater; 9000 W, 480 V, (Select 1 Ph or 3 Ph) *
- * Required for ambient temperatures below 10°C (50°F). Block heater kit includes air intake manifold grid heater.
- ☐ Radiator Guard and Duct Flange

Electrical System

- ☐ Battery, AGM (kit with qty. 4)
- ☐ Battery, AGM (kit with qty. 8)
- ☐ Battery Charger

- ☐ Battery Heater; 80 W, 120 V, 1Ph
- ☐ Battery Rack and Cables
- ☐ Generator Heater (up to 600 Volt)
- ☐ Redundant Starters

Fuel System

- ☐ Flexible Fuel Lines
- ☐ Restriction Gauge (for fuel/water separator)

Literature

- ☐ General Maintenance
- ☐ NFPA 110
- ☐ Overhaul
- ☐ Production

Miscellaneous

- ☐ Air Cleaner, Heavy Duty
- ☐ Air Cleaner Restriction Indicator
- ☐ Alternator Air Filter (will reduce generator set rating up to 7%)
- ☐ Automatic Oil Replenishment System
- ☐ Engine Fluids (oil and coolant) Added
- ☐ Rated Power Factor Testing

Electrical Package

- ☐ Basic Electrical Package (select 1 Ph or 3 Ph)
- ☐ Wire Battery Charger (1 Ph)
- ☐ Wire Block Heater (select 1 Ph or 3 Ph)
- ☐ Wire Power Supply
- ☐ Wire Generator Heater (1 Ph)

Warranty (Standby Applications only)

- ☐ 5-Year Basic Limited Warranty
- ☐ 5-Year Comprehensive Limited Warranty
- ☐ 10-Year Major Components Limited Warranty

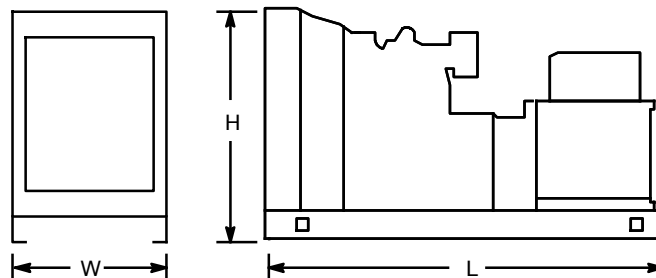
Other

- ☐
- ☐

Dimensions and Weights

Overall Size, max., L x W x H, mm (in.): 5291 x 2184 x 2480
(208.3 x 86.0 x 97.6)

Weight, radiator model, max. wet, kg (lb.): 11914 (26276)



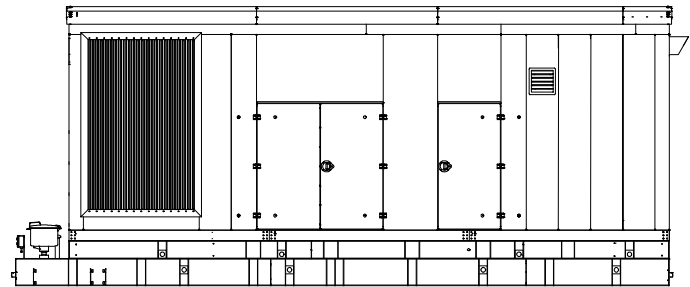
NOTE: This drawing is provided for reference only and should not be used for planning installation. Contact your local distributor for more detailed information.

KOHLER CO., Kohler, Wisconsin 53044 USA
 Phone 920-457-4441, Fax 920-459-1646
 For the nearest sales and service outlet in the
 US and Canada, phone 1-800-544-2444
 KOHLERPower.com

Sound Enclosures and Subbase Fuel Tank

Sound Level 1 Enclosure Standard Features

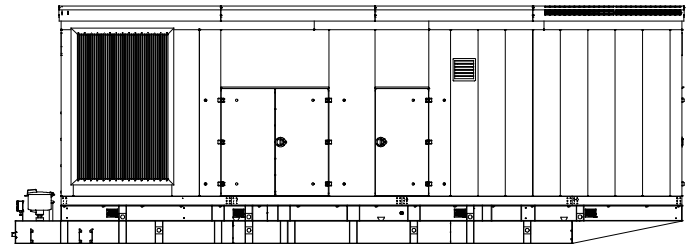
- Lift base or tank-mounted, aluminum construction enclosure with internal-mounted, exhaust silencers.
- Every enclosure has a sloped roof to reduce the buildup of moisture and debris.
- Sound attenuated enclosure that offers noise reduction using acoustic insulation, acoustic-lined air inlets and an acoustic-lined air discharge.
- Fade-, scratch-, and corrosion-resistant Kohler® Power Armor™ automotive-grade textured finish.
- Acoustic insulation that meets UL 94 HF1 flammability classification.
- Enclosure has large access doors that are hinged and removable which allow for easy maintenance.
- Lockable, flush-mounted door latches.
- Air inlet louvers reduce rain and snow entry.
- High wind bracing, 241 kph (150 mph).



Sound Level 1 Enclosure
 (Shown with available spill containment)

Sound Level 2 Enclosure Standard Features

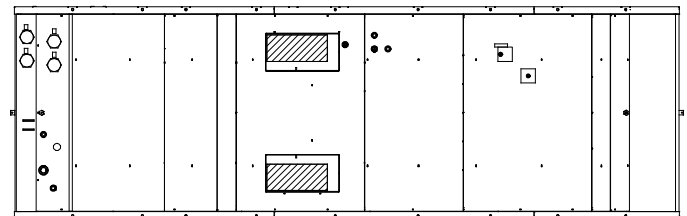
- Includes all of the sound level 1 enclosure features with the addition of up to 51 mm (2 in.) acoustic insulation material, intake sound baffles, vertical air discharge, and secondary silencers.
- Louvered air inlet and vertical outlet hood with 90 degree angles to redirect air and reduce noise.



Sound Level 2 Enclosure
 (Shown with available spill containment)

Subbase Fuel Tank Features

- The fuel tank has a Power Armor Plus™ textured epoxy-based rubberized coating.
- The above-ground rectangular secondary containment tank mounts directly to the generator set, below the generator set skid (subbase).
- Both the inner and outer tanks have UL-listed emergency relief vents.
- Flexible fuel lines are provided with subbase fuel tank selection.
- The containment tank's construction protects against fuel leaks or ruptures. The inner (primary) tank is sealed inside the outer (secondary) tank. The outer tank contains the fuel if the inner tank leaks or ruptures.
- The above ground secondary containment subbase fuel tank meets UL 142 requirements.
- Features include:
 - Additional fittings for optional accessories (qty. 3)
 - Electrical stub-up area open to bottom
 - Emergency inner and outer tank relief vents
 - Fuel fill with lockable cap and 51 mm (2 in.) riser
 - Fuel leak detection switch
 - Fuel level mechanical gauge
 - Fuel level sender
 - Normal vent
 - Removable engine supply and return diptubes



Subbase Fuel Tank (Top View)

DISTRIBUTED BY: