



DCA400SSI4F

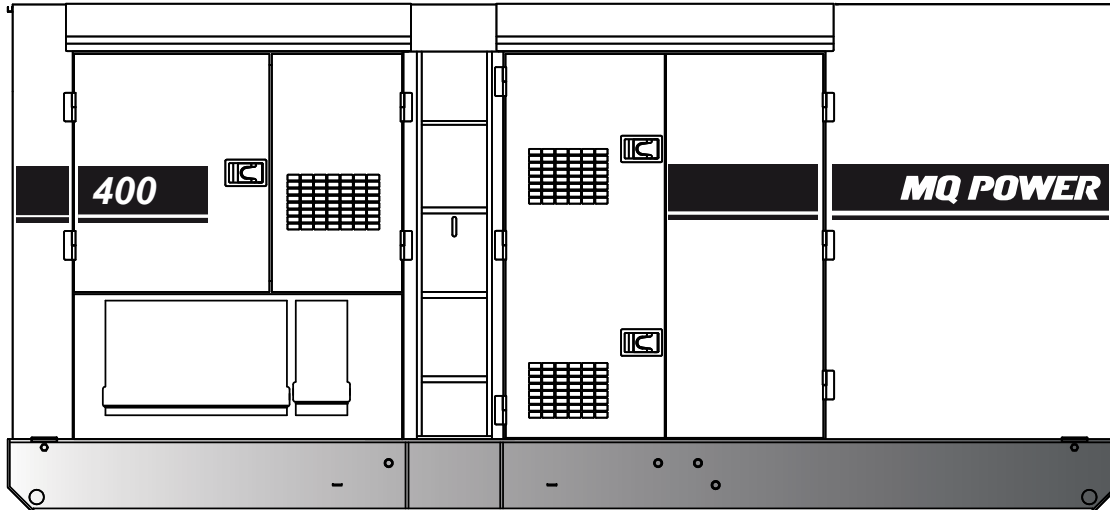
Generator

WhisperWatt™

1. Prime Rating — 320 kW (400 kVA)

Standby Rating — 336 kW (420 kVA)

3-Phase, 60 Hertz, 0.8 PF



STANDARD FEATURES

- Heavy duty, 4-cycle, direct injection, turbocharged, charge air cooled diesel engine provides maximum reliability.
- EPA emissions certified — Tier 4 Final emissions compliant.
- Microprocessor engine control system maintains frequency to $\pm 0.25\%$.
- Full load acceptance of standby nameplate rating in a single step.
- Fuel/water separator removes condensation from fuel for extended engine life. Panel mounted alarm light included.
- Sound attenuated, weather resistant, steel housing provides operation at 69 dB(A) at 23 feet. Fully lockable enclosure allows safe unattended operation.
- E-coat with polyurethane enamel finish coat.
- Internal fuel tank with direct reading fuel gauges are standard.
- Brushless alternator reduces service and maintenance requirements and meets temperature rise standards for Class F insulation systems.
 - Open delta alternator design provides virtually unlimited excitation for maximum motor starting capability.
 - Automatic voltage regulator (AVR) provides precise regulation.
- Fully covered power panel. Three-phase terminals and single phase receptacles allow fast and convenient hookup for most applications including temporary power boxes, tools and lighting equipment. All are NEMA standard.
- ECU845 microprocessor-based digital generator controller.
 - Remote 2-wire start/stop control.
 - High visibility LCD display with heated screen and alphanumeric readout.
 - Operational temperature range of -40° to 85° C.
 - AC monitoring along with fuel and DEF level indicators.
- Digital engine gauges including oil pressure, water temperature, battery volts, engine speed, engine load, fuel level and DEF level.
- Analog generator instrumentation including AC ammeter, AC voltmeter, frequency meter, ammeter phase selector switch, voltmeter phase selector switch, and voltage regulator adjustment potentiometer.
- Automatic safety shutdown system monitors the water temperature, engine oil pressure, low coolant, low DEF, overspeed, and overcrank. Warning lights indicate abnormal conditions.
- Emergency stop switch — when manually activated, shuts down generator in the event of an emergency.



DCA400SSI4F

Generator

SPECIFICATIONS

Generator Specifications	
Design	Revolving field, Self-ventilated Drip-proof, Single bearing
No. of Poles	4-pole
Excitation	Brushless with AVR
Standby Output	336 KW (420 kVA)
Prime Output	320 KW (400 kVA)
Generator RPM	1800
Voltage — 3Ø	208, 220, 240, 416, 440, 480V Reconnectable
Voltage — 1Ø	120, 127, 139, 240, 254, 277V Adjustable
Armature Connection	Star with neutral
Voltage Regulation (No load to full load)	±0.5%
Power Factor	0.8
Frequency	60 Hz
Winding Pitch	4/5
Frequency Regulation: No Load to Full Load	Isochronous under varying loads from no load to 100% rated load
Frequency Regulation: Steady State	±0.25% of mean value for constant loads from no load to full load.
Insulation	Class F
Sound Level dB(A) Full load at 23 feet	69

Engine Specifications	
Make / Model	Isuzu / BQ-6WG1X
Emissions	EPA Tier 4 Final Certified
Starting System	Electric
Design	4-cycle, water cooled, direct injection, turbocharged, charge air cooled, EGR, DOC, and SCR.
Displacement	15681 cc
No. cylinders	6
Bore x Stroke	147 x 154 mm
Gross Engine Power Output	512.3 hp (382 kWm)
BMEP	236 psi (1624 kPa)
Piston Speed	1819 ft/min (9.24 m/s)
Compression Ratio	16.5 : 1
Engine Speed	1800 rpm
Overspeed Limit	2070 rpm
Oil Capacity	15.1 gallons (57 liters)
Battery	12V 200Ah x 2 (24 V Systems)

Fuel System		
Recommended Fuel	ASTM-D975-No.1 & No.2-D*	
Maximum Fuel Flow (per hour)	98.8 gallons (374 liters)	
Maximum Inlet Restriction (Hg)	8.86 in (225 mm)	
Fuel Tank Capacity	55.5 gallons (210 liters)	
Fuel Consumption	gph	lph
At full load	27.63	104.58
At 3/4 load	20.35	77.04
At 1/2 load	13.4	50.76
At 1/4 load	8.35	31.62
DEF Tank Capacity	14.8 gallons (56 liters)	

* - Use ultra-low sulfur diesel fuel.

Cooling System	
Fan Load	17.8 hp (13.3 kW)
Coolant Capacity (with radiator)	19.4 gallons (73.6 liters)
Coolant Flow Rate (per minute)	111 gallons (420 liters)
Heat Rejection to Coolant (per minute)	12,606 Btu (13.3 MJ)
Maximum Coolant Friction Head	20.3 psi (140 kPa)
Maximum Coolant Static Head	29.5 feet (9.0 meters)
Ambient Temperature Rating	104°F (40°C)

Air	
Combustion Air	872 cfm (24.7 m³/min)
Maximum Air Cleaner Restriction	25 in. H ₂ O (6.2 kPa)
Alternator Cooling Air	2790 cfm (79.0 m³/min)
Radiator Cooling Air	14129 cfm (400 m³/min)

Exhaust System	
Gas Flow (full load)	1635 cfm (46.3 m³/min)
Gas Temperature	968°F (520°C)
Maximum Back Pressure	180.7 in. H ₂ O (45 kPa)

Amperage	
Rated Voltage	Maximum Amps
1Ø 120 Volt	888.9 Amps (4 wire)
1Ø 240 Volt	444.4 Amps (4 wire)
3Ø 208 Volt	962.3 Amps
3Ø 240 Volt	962.3 Amps
3Ø 480 Volt	481.1 Amps
Main Line Circuit Breaker Rating	1000 Amps
Over Current Relay Trip Set Point	480 Amps

WARRANTY*

Isuzu Engine

12 months from date of purchase with unlimited hours or 60 months from date of purchase with 5000 hours (whichever occurs first).

Generator

24 months from date of purchase or 2000 hours (whichever occurs first).

Trailer

12 months excluding normal wear items.

*Refer to the express written, one-year limited warranty sheet for additional information.

NOTICE

Specifications sheet is subject to change and is not intended for use in installation design.



DCA400SSI4F

Generator

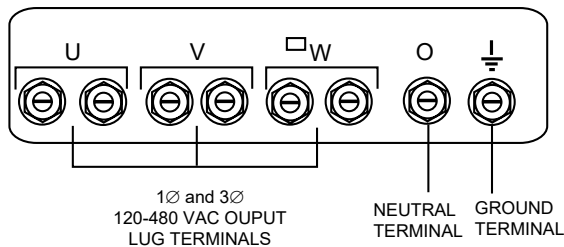
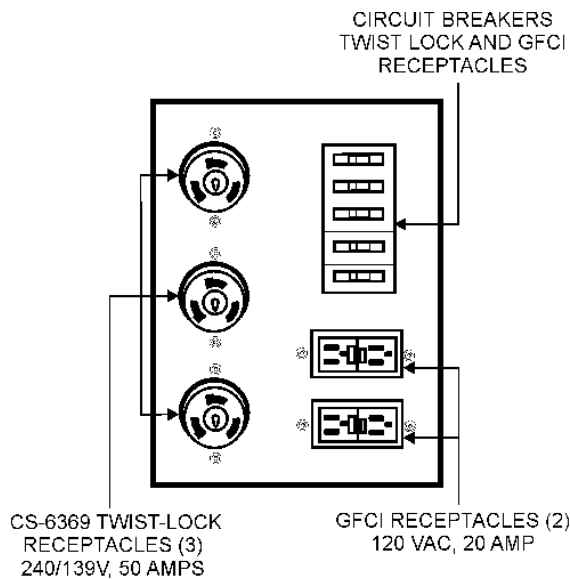
MQ POWER DECIBEL LEVELS

Our soundproof housing allows substantially lower operating noise levels than competitive designs. WhisperWatts are at home on construction sites, in residential neighborhoods, and at hospitals — just about anywhere.

- 90 — Subway / truck traffic
- 80 — Average city traffic
- 70 — Inside car at 60 mph
WhisperWatt at 23 feet
- 60 — Air conditioner at 20 feet
- 50 — Normal conversation



GENERATOR OUTPUT PANELS



OPTIONAL GENERATOR FEATURES

- **Parallel Controls** — provides the ability to connect multiple generators together into a single power generation system.
- **PowerBalance™** — designed to assist generators when operating under low temperature and/or low load conditions to insure peak performance.
- **Battery Charger** — provides fully automatic and self-adjusting charging to the generator's battery system.
- **Jacket Water Heater** — for easy starting in cold weather climates.
- **Trailer Mounted Package** — highway legal trailer with electronic or surge brakes with double or triple axle configuration. Extra capacity fuel tanks are also available.

OPTIONAL CONTROL FEATURES

- **Audible Alarm** — alerts operator of abnormal conditions.

OPTIONAL FUEL CELL FEATURES

- **Trailer Fuel Tank** — a second fuel cell located in the trailer allows for extended run time.
- **Sub-base Fuel Cells (double wall)** — additional fuel cell for extended runtime operation. Contains a leak sensor, low fuel level switch, and a secondary containment tank. UL142 listed.
- 12 hours of minimum run time.
- 24 hours of minimum run time.

OPTIONAL OUTPUT CONNECTIONS

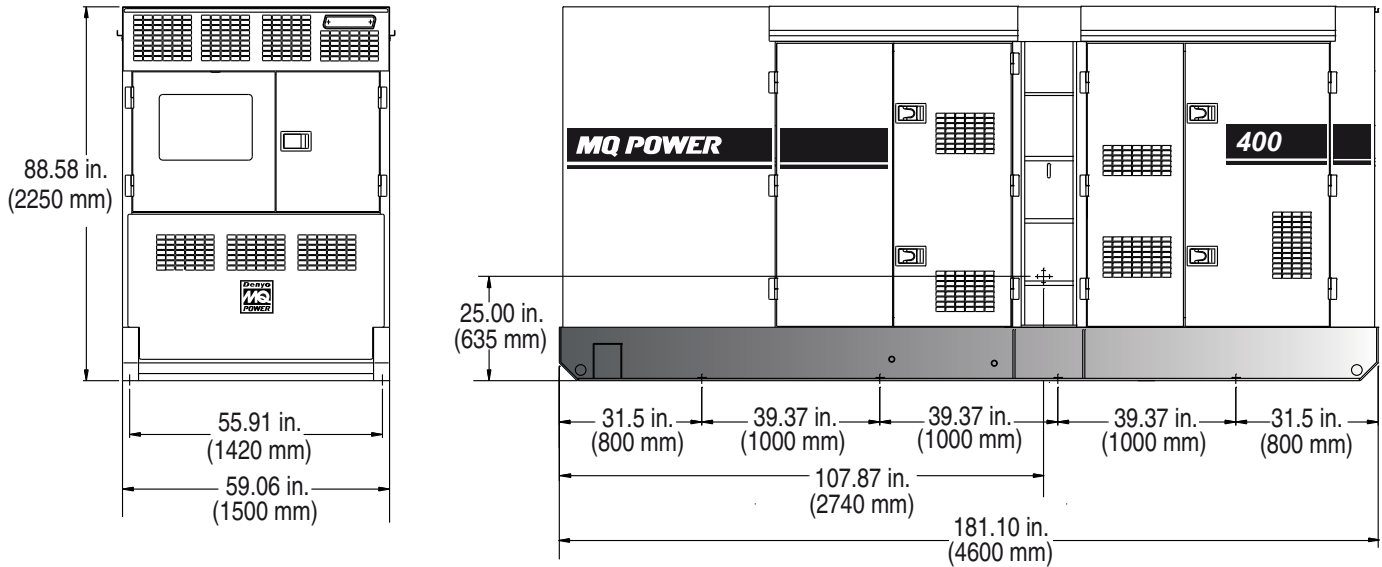
- **Cam-Lok Connectors** — provides quick disconnect alternative to bolt-on connectors.
- **Pin and Sleeve Connectors** — provides industry standard connectors for all voltage requirements.
- **Output Cable** — available in any custom length and size configuration.



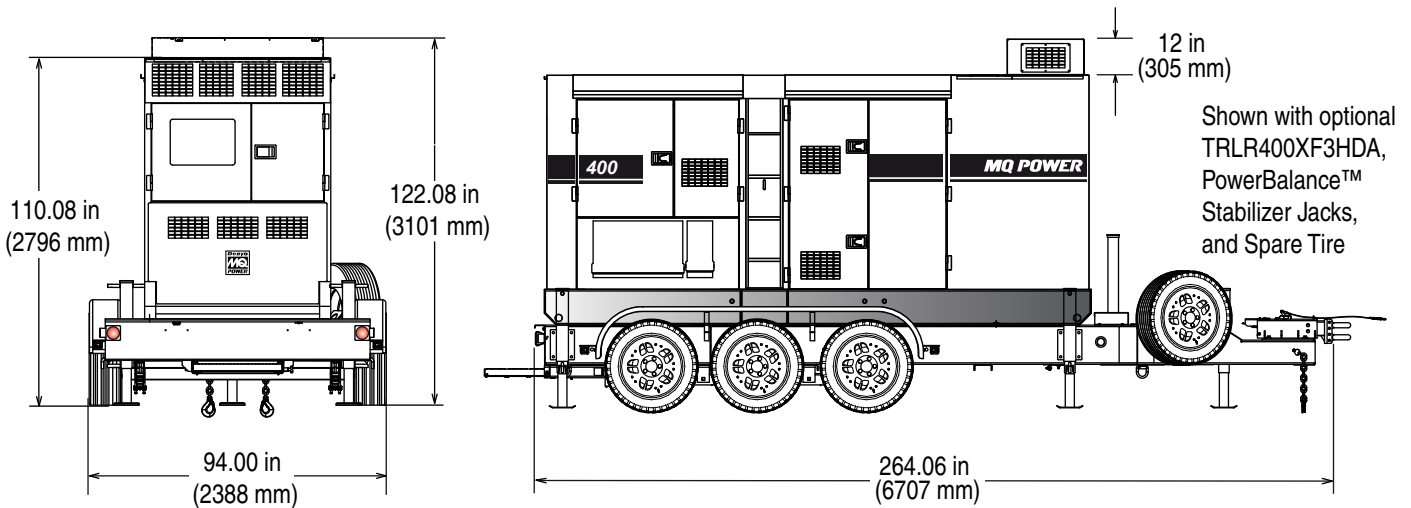
DCA400SSI4F

Generator

SKID-MOUNT DIMENSIONS



TRAILER-MOUNT DIMENSIONS



DCA400SSI4F Weights*	
Dry Weight	12,280 lbs. (5,570 kg)
Wet Weight	13,184 lbs. (5,980 kg)
Max. Lifting Point Capacity	18,000 lbs. (8,165 kg)

* Weights do not include options.

DCA400SSI4F and TRLR400XF3 Weights*	
Dry Weight (with TRLR400XF3)	16,290 lbs. (7,389 kg)
Wet Weight (with TRLR400XF3)	17,194 lbs. (7,799 kg)

Generator can be placed on MQ Trailer Model TRLR400XF3 (HDA/EDA).

NOTICE
Features and Specifications are subject to change without notice.



MULTIQUIP
6141 Katella Avenue Suite 200
Cypress, CA 90630
310-537-3700
E-MAIL: mq@multiquip.com
WEBSITE: www.multiquip.com