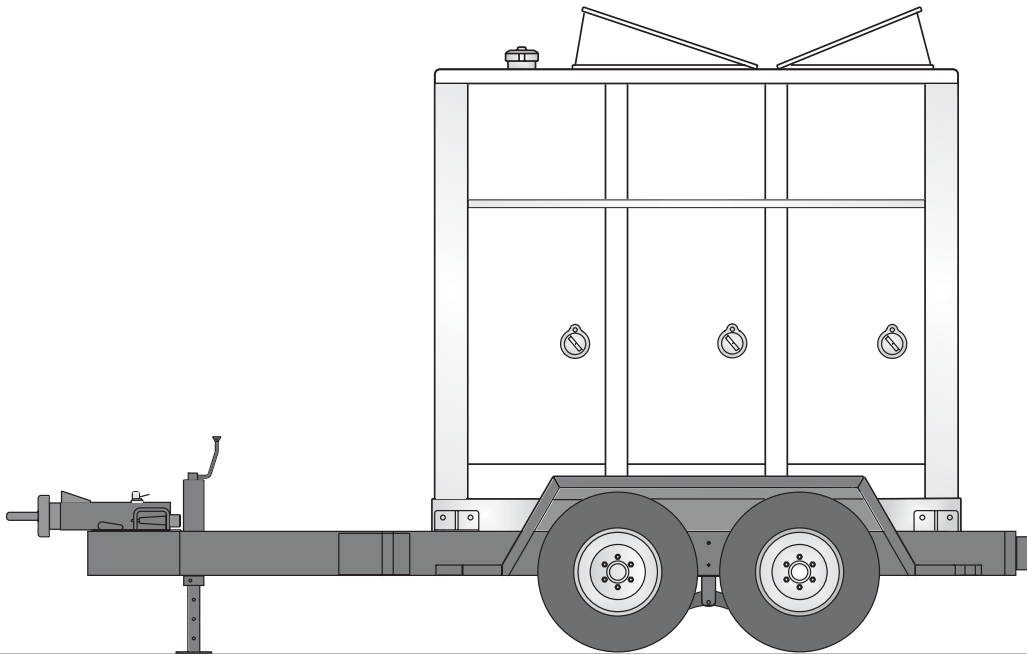




2400 Amp Diesel Studio Generator

Model	Emissions	Amperage 120/208 Line to Neutral x 3
EGS2400C3H	Tier 3 EPA Certified	2400 Amp
		60 Hertz



Standard Features:

- Cummins Water-Cooled Diesel Engine
- Marathon Alternator
- Sound Attenuated Aluminum Housing with Rounded Corners
- Custom Radiator with Multi-Wing Fan
- Dual Automatic Voltage Regulators with Changeover Switch
- Led Instrument Panel - Voltage, Amperage, Hertz
- Analog Engine Gauges - Coolant Temperature, Oil Pressure, Hourmeter, Battery Volts
- Outlet Panel
 - 4 sets - Color coded Camlock Receptacles
 - 2 - Edison Receptacles
- Rotary Voltage Selector Switch - Two Position
- Variable Speed Hydraulic Fan Drive
- 120/240 Single Phase - 192 kW
- 120/208 Three Phase - 285 kW
- Main Line Circuit Breaker - 1000 Amp
- Racor 900 Fuel/Water Filter
- Electric Priming Feature
- Crystal Sync Internal Electronic Engine Governor
- Internal DC Lighting with Timer
- Stainless Steel Water Lines, Exhaust Piping, Hinges and Outer Hardware
- Automatic Overhead Doors
- Inlet Rain Door with Automatic Intake Door Closure
- Critical Grade Exhaust Silencer with Rain Cap
- Murphy Engine Diagnostic Monitoring System
- B20 Bio-diesel Compliant Engine



2400 Amp Diesel Studio Generator

APPLICATION DATA

Alternator Specifications

Manufacturer/Model	Marathon MagnaMax / 433RSL4019
Type	4-Pole, rotating field
Exciter Type	PMG
Number of Leads	12 Lead
Insulation	NEMA MG1-1.66
Material	Class H
Amortisseur Windings	Full
Voltage Regulator	DVR2000E
Generator RPM	1800
Power Factor	0.8
Coupling	Single bearing, flexible
Cooling Air Volume	1050 CFM
Voltage Regulation (no load to full load)	+0.25%
Single Step Load Acceptance per NFPA 110	100% of rating

- Compliant with NEMA MG1-22, BS5000, CSA-C22-2, IEC-34-1 standards for temperature rise.
- Sustained short-circuit current up to 300% of rated current for up to 10 seconds.
- Drip-proof, self-venting, amortisseur windings.
- Epoxy impregnated windings with tropical insulation for increased environmental protection and long life.
- Exceptional waveshape and voltage balance; 2/3 pitch winding to minimize harmonic distortion.
- Solid-state, volts-per-hertz voltage regulator with $\pm 1\%$ no-load to full-load voltage regulation.

Engine Specifications

Manufacturer/Model	Cummins / QSM11-G4
Type	direct injection, 4-cycle, turbocharged, air to air aftercooled
Cylinder Arrangement	6 In-Line
Displacement	10.8 L (661 in ³)
Bore	4.92 in. (125 mm)
Stroke	5.79 in. (147 mm)
Compression Ratio	16.1 : 1
Piston Speed	1737 ft/min (8.8 m/s)
Cylinder Block	Cast iron
Cylinder Head	Cast iron
Crankshaft	Nodular iron
Brake Mean Effective Pressure (BMEP)	283 psi (1951 kPa)
Rated RPM	1800 RPM
Max. Power At Rated RPM (with fan)	426 hp (318 kW)
Governor Type	Crystal Sync Electronic
Frequency Regulation: No load to full load	Isochronous under varying loads from no load to 100% rated load
Frequency Regulation: Steady State	$\pm 0.25\%$ of mean value for constant loads from no load to full load
Air Cleaner Type	Replaceable, paper insert

Amperage

Voltage	Phase	Amperage
120/240V	Single - zig zag	1600A total
120/208V	Three - 4 wire	2400A total

Fuel System

Fuel Injection Pump Make	Cummins Celect
Recommended Fuel	ASTM-D975/No.2-D
Maximum Fuel Flow	75 gal/hr (284 L/hr)
Fuel Filters	Replaceable, spin-on
Trailer Fuel Tank Capacity	300 gal (1135 L)
Fuel Consumption	
Diesel Fuel At % of Load	gal/hr (L/hr)
100%	20.7 (78)
75%	15.5 (59)
50%	10.6 (40)
25%	6.3 (24)

Exhaust System

Exhaust Flow at Rated kW	2140 cfm (60.6 m ³ /min)
Exhaust Temperature at Rated kW	515°C (960°F)
Maximum Allowable Backpressure	41 in H ₂ O (10 kPa)
Heat Rejection To Exhaust	12425 Btu/min (218 kW)

Lubrication System

Type	Gear Driven
Oil Capacity-With Filter	9.7 gal (36.7 L)
Oil Filter (combo)	Full flow spin-on
Oil Pressure At Rated Speed	12-35 psi (83-240 kPa)



2400 Amp Diesel Studio Generator

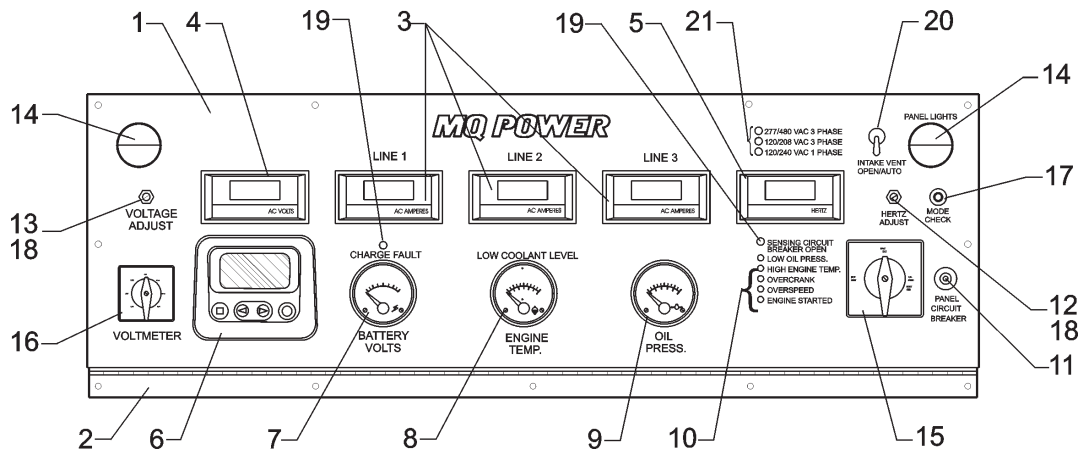
Cooling System

Exhaust Manifold	Dry type
Radiator Design	Horizontal discharge
Ambient Temperature Rating	95°F (35°C)
Coolant Capacity	TBD
Coolant Flow	110 gal/min (414 L/min)
Heat Rejection to Charge Air Cooler	4067 Btu/min (71 kW)
Heat Rejection To Coolant	147 kW (8345 Btu/min)

Engine Electrical System

Battery Charging Alternator Make	Cummins
Ground Type	Negative
Volts (DC)	24 VDC
Ampere Rating	70A
Starter Motor Make/Model	Cummins
Starter Motor Rated Voltage	24VDC
Starter Motor Battery Capacity	2 x 143 Ah

GENERATOR CONTROLLER



- | | | |
|-------------------------------------|----------------------------------|-----------------------------------|
| 1. AC Digital Panel | 8. Water Temp. Gauge | 15. Engine Control Switch |
| 2. Hinge Panel | 9. Oil Pressure Gauge | 16. Voltage Selector Switch |
| 3. LCD Ammeter 1000A | 10. Engine Control Unit | 17. Panel Light/Mode Check Switch |
| 4. LCD Voltage Meter | 11. Panel Circuit Breaker 10 Amp | 18. Locknut Pot Shift |
| 5. LCD Frequency Meter | 12. Speed Adjust Pot | 19. LED 24V DC Red |
| 6. Murphy Engine Diagnostic Display | 13. Voltage Adjust Pot | 20. Intake Vent Door Switch |
| 7. Voltmeter Gauge, 24 VDC | 14. Panel Lights | 21. Voltage Indicator LED |

CONTROLLER FEATURES

- EMI/RFI Noise Immunity and Surge Performance per IEEE C62.41
- Certified to UL508 and CSA 22.2 #14 Industrial Control Equipment Standards
- 12 or 24 Volt DC compatible
- Individual Ammeters - L1, L2, L3
- Volt Adjusting Rheostat
- Optional kW Meter available

ECU (Engine Control Unit)

- Solid State 5-Light Engine Monitor
Safety Shutdown and Fault Alarm for:
- Low Oil Pressure
 - High Coolant Temperature
 - Overspeed
 - Overcrank

Backfeed to a utility system can cause electrocution and/or property damage. Do not connect to any building's electrical system except through an approved device.

Specifications are subject to change without notice.



2400 Amp Diesel Studio Generator

Generator Optional Features:

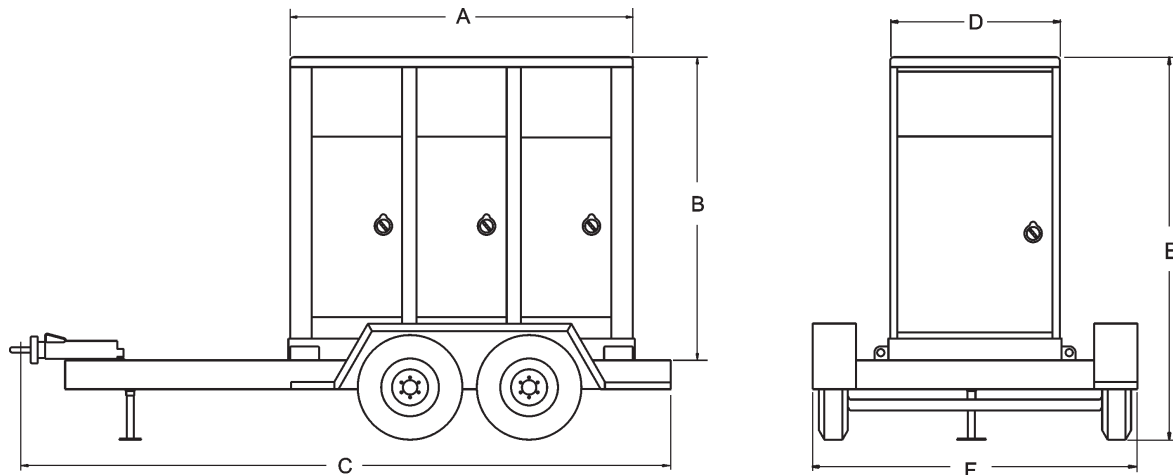
- Block Heater
- Battery Charger
- 277/480 Volt 3-Phase with Three Position Selector Switch and 5 kVA Transformer /1-Phase Power
- Exterior Lighting Package
- Oil Level Sight Glass
- Outlet Panel Light
- Battery Disconnect Switch
- Stainless Steel Corners
- Forklift Pocket Skid Base
- Alumined Cloth over Insulation
- Dual Racor Filters
- Custom Paint Color
- Clearance Lights
- Oversized Alternator
- Paralleling Gear (GAC)
- Generator Set Up with DC power
- Custom Outlet Panel
- Hubble Connectors (50 Amp / 120/240V)
- Extra Bates Connectors (60 or 100 Amp /120V or 100 Amp / 240V)
- Fire Extinguisher Box Flush Mounted in Housing
- Sub-Base Fuel Tank
- Distribution Boxes (Pin and Sleeve, Camlok Load Centers, Base Camp Packages etc.)
- Entertainment Cable

Trailer Standard Features:

- Tandem Axle Trailer with 300 Gallon Fuel Tank
- 8-Lug Steel Wheels
- Goodyear Wrangler Tires with Mounted Spare
- Tool Box
- Diamond Plate Decking
- Electric or Hydraulic Brakes
- Air Over Hydraulic Brakes

Trailer Optional Features:

- Electric Jack Stand
- Adjustable Style 10" Hitch
- Line-X Trailer Fenders and A-frame
- Ground Rod Holder
- Wheel Chalk Basket in A-frame
- LED Lighting



Weight and Dimensions

Generator Set Dimensions with Trailer						
A	B	C		D	E	F
120 in.	109 in.	with Electric Brakes	with Hydraulic Brakes	60 in.	134 in.	84 in.
		205 in.	212 in.			
Appx. Net Weight - Generator				9000 lbs. (4082 kg)		
Appx. Net Weight - Trailer				3500 lbs (1588 kg)		
Trailer GVWR				16000 lbs (7258 kg)		

Your MQ Power dealer is:



MQ POWER

POST OFFICE BOX 6254
 CARSON, CA 90749
 310-537-3700 • 800-421-1244
 FAX: 310-632-2656
 E-MAIL: mqpower@multiquip.com
 WEBSITE: www.mqpower.com